

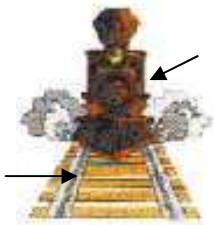

« Ornaments », a 3D animation video by Aaron James Erimez

I- Before getting started...

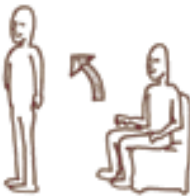

- Vocabulary sheets: match the words with the pictures and then write the vocabulary under the pictures

a) Nouns:














a snowman, a Christmas tree, baubles, tinsel, a candy cane, a fireplace, the moon, stockings, cookies, Santa Claus, an ON/OFF button, a train, a train track, a music sheet, a paper plane



b) Verbs: to stretch / to look (around) / to yawn / to scream / to jump / to break / to slide / to sit (down) / to stand (up) / to lie (down) / to run / to climb / to fly / to smile / to get on (a bus) / to fall (down)



c) **Adjectives:** match the adjectives with their opposites: surprised, slow, happy, injured, tired, relaxed, excited, far ( $\neq$  near), scared, angry, fast, sad, high.

	.....	$\neq$		.....
	.....	$\neq$		.....
	.....	$\neq$		.....
	.....	$\neq$		.....
	.....			.....
				.....
				.....
				.....

**II- The video:**

1- Present the document:

- <b>WHAT</b> type of document is it?	- .....
- What's the <u>title</u> of this document?	- .....
- Who's the <u>author</u> ?	- .....
- <u>Recap</u> : .....	.....

**- Scene 1:**

- <b>WHAT</b> can you see?	- .....
- <b>WHERE</b> does the scene take place?	- .....
- <b>WHEN</b> does the scene take place?	- .....
- <b>WHO</b> can you see?	- .....
- <u>Recap</u> : .....	.....
- Describe the main character: .....	.....
How does he <u>look</u> ? (emotion) ► .....	.....

**- Scene 2:**

**- Look carefully at the character and answer the question: « What is he doing? »**

a) First, .....
b) Then, .....
c) Later, .....
d) Finally, .....
(How does he look?) .....
(What does he want?) .....

**- Scene 3:**

**a) Focus on the character's feelings. Tick the correct answers and number them in the correct order:**

"How does he look?"				
<input type="checkbox"/> cool, relaxed	<input type="checkbox"/> angry	<input type="checkbox"/> disappointed	<input type="checkbox"/> excited	<input type="checkbox"/> scared and panicked
<input type="checkbox"/> sad	<input type="checkbox"/> dizzy (scared because it's high)	<input type="checkbox"/> sleepy	<input type="checkbox"/> courageous	

**b) Anticipate: "What is he going to do? What is going to happen?"**

<b>Write 2 suppositions:</b>
- .....
- .....
<b>Watch the video and check: "What happens in reality?"</b>
- .....
- .....
- .....

**- Scene 4:**

a) What does he fall on? ► .....
b) How does he look? ► .....
c) What is he <b>going to</b> do? (imagine) ► .....
.....
d) What does he really do? (reality) ► .....
.....
.....
e) What does he fall on? What is Santa looking at? What is his plan? What is he going to do? How? ► .....
.....
f) Is his plan a success? Why? What happens? ► .....
.....
.....

**- Scene 5:**

- a) Read these sentences, watch the end of the video and number them in the chronological order.
- b) Use these link words to complete the summary: Finally, Then, Later, Next, After, First, and...

Numbers	Link words	Summary
.....	.....	he is jumping on the paper plane and he's flying in the living room.
.....	.....	he is walking and thinking: "How can I get to the cookies?"
.....	.....	he jumps into the cookie plate.
.....	.....	he is looking at the cookies but the cookies are very far!
.....	.....	he is running on the piano, climbing up and jumping to the top of the piano.
.....	.....	he is taking a music sheet because he wants to make a paper plane.
.....	.....	he is sitting up, shaking his head and standing up.